

SIEMENS



ENGINEERED WITH LOGO! SOFT COMFORT

Simply ingenious for small automation tasks

Logic module LOGO!
[siemens.com/logo](https://www.siemens.com/logo)

LOGO! 8 – Small but wow!

Simple installation, minimum wiring, user-friendly programming: You can easily implement small automation projects with LOGO!, the intelligent logic module from Siemens. LOGO! saves space in the control cabinet, and lets you easily implement functions, such as time-delay switch, time relay, counter and auxiliary relay.

The cloud connectivity of LOGO! V8.3 opens up the world of IoT in a simple way. The LOGO! Soft Comfort V8.3 engineering software offers not only familiar operation in single mode but also easy operation in network mode. Automatic configuration of communication displayed in the network view, the ability to open as many as three programs at once, and the use of drag & drop to easily transfer signals from one program to another. A wizard helps to set up a cloud connection in LOGO! Soft Comfort in just a few steps. These are just a few of the many user-friendly options.

The web server can be configured by the user to enable control of automation components via mobile devices. The user can decide whether to host the web server locally or in the cloud.

The latest generation of logic modules

- Eight basic units for all voltages, with or without a large display
- All devices are equipped with an Ethernet port and connections are, of course, compatible with previous versions
- Seven digital modules and three analog modules
- Maximum configuration: 24 digital inputs, 20 digital outputs, 8 analog inputs and 8 analog outputs
- Starting with version 8.3, LOGO! is equipped with a native cloud connection
- The temperature range has been extended to between –20 °C and +55 °C
- Time synchronization between LOGO! basic units
- LOGO! 8 as SIPLUS extreme for use in especially harsh conditions, e.g. extreme temperature ranges, 100% relative humidity including condensation and frost. Conformal coating for protection against chemically, biologically and mechanically active substances as well as salt spray

Convenient display

- A six-line display with 16 characters per line allows message texts to be clearly formulated
- Choice of white, orange, and red backlighting for many options, such as the highlighting of alarm statuses, for example
- LOGO! Soft Comfort V8.3 supports the simulation of LOGO! TDE

Ethernet for everybody and everything – new standard with LOGO! 8

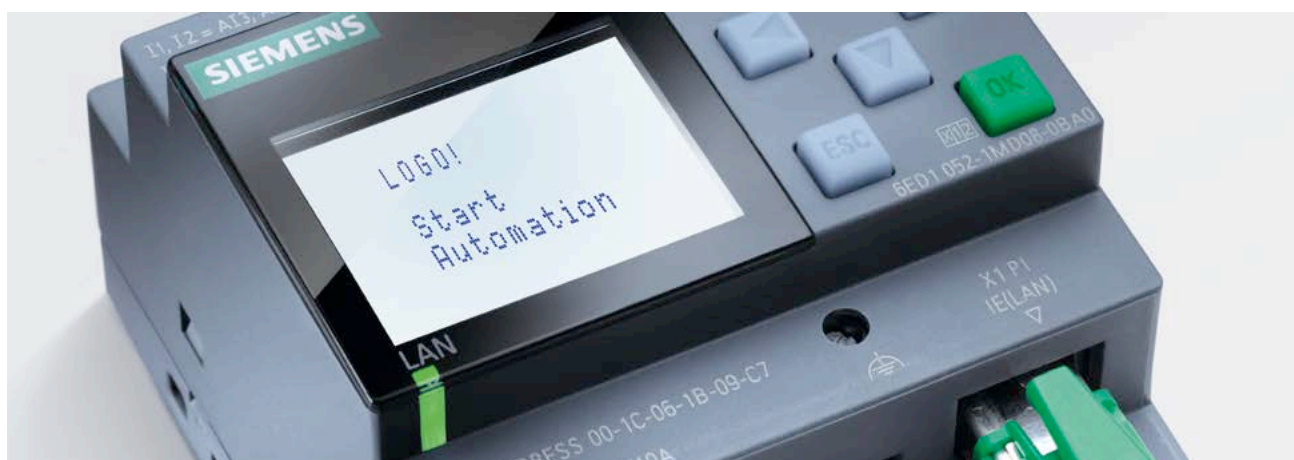
- Integrated Ethernet interface for the entire LOGO! 8 product family. This makes it possible for LOGO! modules to communicate with each other and with all SIMATIC S7 systems via Ethernet
- Modbus TCP/IP is an additional communication protocol for LOGO! 8.1 or higher. This enables LOGO! to act as either a client or a server
- With the LOGO! CSM add-on module as an Ethernet 4-port switch expanding the Ethernet interfaces, small local Ethernet networks can also be implemented in a cost-effective manner
- Time synchronization via NTP – also between LOGO! basic modules

Integrated web server – it couldn't be easier

- Integrated web server in all basic units for monitoring and control with LOGO! via WLAN and the Internet; password-protected and suitable for all conventional browsers
- The web server is easy to configure via mouse click in the software – absolutely no HTML programming knowledge required. LOGO! 8 is able to be operated via smartphone, tablet, or PC with the same look and feel as the LOGO! 8 or TDE display; LOGO! 8 router connection required
- New: Self-configured display with the option of designing web pages for mobile devices using your own pictures and icons. Software for creating web pages does not require HTML knowledge. Data stored on a micro SD card in LOGO!. Projects can be further processed in HTML
- The web server can be hosted locally or in the cloud.

Ordering data

Designation	Description Power supply	Digital inputs	Digital outputs	Analog inputs	Outputs	Article No.
LOGO! 8 basic units						
LOGO! 8 Basic with 6-line LCD display and cursor keys, Ethernet interface						
LOGO! 24 CE	24 V DC	8, of which 4 can be used as AI (0...10 V)	4	Up to 4 (0...10 V)	0.3 A transistor	6ED1052-1CC08-0BA1
LOGO! 12/24 RCE	12...24 V DC	8, of which 4 can be used as AI (0...10 V)	4	Up to 4 (0...10 V)	10 A relay	6ED1052-1MD08-0BA1
LOGO! 24 RCE	24 V AC/DC	8	4	–	10 A relay	6ED1052-1HB08-0BA1
LOGO! 230 RCE	115...230 V AC/DC	8	4	–	10 A relay	6ED1052-1FB08-0BA1



Ordering data

Designation	Description Power supply	Digital inputs	Digital outputs	Analog inputs	Outputs	Article No.
LOGO! 8 basic units						
LOGO! 8 Pure without LCD display and without cursor keys, Ethernet interface						
LOGO! 24 CEo	24 V DC	8, of which 4 can be used as AI (0...10 V)	4	Up to 4 (0...10 V)	0.3 A transistor	6ED1052-2CC08-0BA1
LOGO! 12/24 RCEo	12...24 V DC	8, of which 4 can be used as AI (0...10 V)	4	Up to 4 (0...10 V)	10 A relay	6ED1052-2MD08-0BA1
LOGO! 24 RCEo	24 V AC/DC	8	4	–	10 A relay	6ED1052-2HB08-0BA1
LOGO! 230 RCEo	115...230 V AC/DC	8	4	–	10 A relay	6ED1052-2FB08-0BA1

Ordering data

	Operating range	SIPLUS Article No.	Based on Article No.
LOGO! 8 SIPLUS basic devices			
SIPLUS LOGO! 24 CE	–20...+70 °C Start-up temperature up to –20 °C with conformal coating	6AG1052-1CC08-7BA0	6ED1052-1CC08-0BA0
SIPLUS LOGO! 12/24 RCE		6AG1052-1MD08-7BA0	6ED1052-1MD08-0BA0
SIPLUS LOGO! 24 RCE		6AG1052-1HB08-7BA0	6ED1052-1HB08-0BA0
SIPLUS LOGO! 230 RCE		6AG1052-1FB08-7BA0	6ED1052-1FB08-0BA0

Ordering data

Designation	Description Power supply	Digital inputs	Digital outputs	Analog inputs	Outputs	Article No.
LOGO! 8 expansion modules						
Digital I/O expansion modules						
LOGO! DM8 24, Transistor DA	24 V DC	4	4	–	0.3 A	6ED1055-1CB00-0BA2 ¹⁾
LOGO! DM8 12/24 R	12...24 V DC	4	4	–	5 A relay	6ED1055-1MB00-0BA2 ¹⁾
LOGO! DM8 24 R	24 V AC/DC	4	4	–	5 A relay	6ED1055-1HB00-0BA2 ¹⁾
LOGO! DM8 230 R	115...230 V AC/DC	4	4	–	5 A relay	6ED1055-1FB00-0BA2 ¹⁾
LOGO! DM16 24, Transistor DA	24 V DC	8	8	–	0.3 A	6ED1055-1CB10-0BA2
LOGO! DM16 24 R	24 V DC	8	8	–	5 A relay	6ED1055-1NB10-0BA2 ¹⁾
LOGO! DM16 230 R	115...230 V AC/DC	8	8	–	5 A relay	6ED1055-1FB10-0BA2



Ordering data

Designation	Description Power supply	Digital inputs	Digital outputs	Analog inputs	Outputs	Article No.
LOGO! 8 expansion modules						
Analog expansion modules						
LOGO! AM2 0...10 V or 0/4...20 mA	12...24 V DC	10-bit resolution	–	2	–	6ED1055-1MA00-0BA2 ¹⁾
LOGO! AM2 RTD –50...200 °C, 2/3 wire (Pt100/1000)	12...24 V DC	0.25 °C resolution	–	2	–	6ED1055-1MD00-0BA2 ¹⁾
LOGO! AM2 AQ with 2 analog outputs	24 V DC	10-bit resolution	–	–	0...10 V DC / 0/4...20 mA	6ED1055-1MM00-0BA2 ¹⁾
Communication and networking						
LOGO! CSM12/24	12...24 V DC	4x RJ45 Port Ethernet Switches				6GK7177-1MA20-0AA0
LOGO! CMR2020	Communication module for connecting to GSM/GPRS ²⁾					6GK7142-7BX00-0AX0
LOGO! CMR2040	Communication module for connecting to GSM/GPRS/UMTS/LTE ²⁾					6GK7142-7EX00-0AX0
LOGO! CMK2000	Communication module for building automation with KNX					6BK1700-0BA20-0AA0
Antennas						
GPS antenna ANT895-6ML	with N connect female connector for reception of GPS data on the LOGO! CMR					6GK5895-6ML00-0AA0
Flexible connecting cable	with N connect/SMA male for linking GPS antenna and LOGO! CMR					6XV1875-5LH50
GPRS/LTE antenna ANT794-4MR	Rod antenna with 5 m flexible connecting lead SMA male for establishing a mobile connection via the LOGO! CMR					6NH9860-1AA00

¹⁾ Also available as SIPLUS extreme version, ²⁾ Country approvals: www.siemens.com/mobilenetwork-approvals

Ordering data

Designation	Description	Article No.
LOGO! 8 Software		
LOGO! Soft Comfort V8.3	for Windows 10, 8, 7, XP, Linux and Mac OS X; on DVD, backward compatible, including LOGO! Web Editor	6ED1058-0BA08-0YA1
LOGO! 8 Text Display HMI		
LOGO! TDE Text Display		6ED1055-4MH08-0BA1 ¹⁾



Ordering data

Designation	Description	Article No.
LOGO! 8 Power Supplies		
LOGO!Power	for converting the line voltage of 85...264 V AC / 110...300 V DC for converting the line voltage of 12 V DC or 24 V DC	
LOGO!Power 12 V / 0.9 A	18 mm wide	6EP3320-6SB00-0AY0
LOGO!Power 12 V / 1.9 A	36 mm wide	6EP3321-6SB00-0AY0
LOGO!Power 12 V / 4.5 A	54 mm wide	6EP3322-6SB00-0AY0
LOGO!Power 24 V / 0.6 A	18 mm wide	6EP3330-6SB00-0AY0
LOGO!Power 24 V / 1.3 A	36 mm wide	6EP3331-6SB00-0AY0
LOGO!Power 24 V / 2.5 A	54 mm wide	6EP3332-6SB00-0AY0
LOGO!Power 24 V / 4.0 A	72 mm wide	6EP3333-6SB00-0AY0
LOGO! Inrush Current Limiter		
LOGO! ICL230	For limiting the inrush current to 5 A of devices connected to 100 – 240 V AC. 18 mm wide	6EP4683-6LB00-0AY0

Ordering data

Designation	Description	Article No.
LOGO! 8 Starter Kits		
	In Tanos Box with: LOGO! 8, LOGO! Soft Comfort V8, WinCC Basic, Ethernet cable	
LOGO! 8 12/24 V Starter Kit	LOGO! 12/24 RCE, LOGO!Power 24 V, 1.3 A	6ED1057-3BA01-0AA8
LOGO! 8 230 V Starter Kit	LOGO! 230 RCE	6ED1057-3BA03-0AA8
LOGO! 8 TDE Starter Kit	LOGO! 12/24 RCEo, LOGO!Power 24 V, 1.3 A, LOGO! TDE	6ED1057-3BA11-0AA8
LOGO! 8 12/24 V + KP300 Basic Starter Kit	LOGO! 12/24 RCE, LOGO!Power 24 V, 1.3 A, SIMATIC HMI KP300 Basic mono PN	6AV2132-0HA00-0AA1
LOGO! 8 12/24 V + KTP400 Basic Starter Kit	LOGO! 12/24 RCE, LOGO!Power 24 V, 1.3 A, SIMATIC HMI KTP400 Basic	6AV2132-0KA00-0AA1
LOGO! 8 12/24 V + KTP700 Basic Starter Kit	LOGO! 12/24 RCE, LOGO!Power 24 V, 1.3 A, SIMATIC HMI KTP700 Basic	6AV2132-3GB00-0AA1



Heribert Heitmeier, trout farmer from Paderborn / North-Rhine Westphalia, Germany, and LOGO! fan

Heribert Heitmeier counts on LOGO! to monitor the oxygen content of his fish ponds and water aerator and control the automatic feeding equipment.




Daniel Miehling, homeowner and LOGO! fan

Daniel Miehling relies on LOGO! for convenience and safety in the home, from the automatic control of blinds and lights to presence simulation.



Native cloud connectivity

- Cloud connection to AWS integrated in LOGO! logic modules starting with V8.3
- Live access to the cloud makes it possible to access data during ongoing operation
- With LOGO! Web Editor, dashboards can be created for cloud data and hosted directly in the cloud
- The encrypted connection from the cloud to LOGO! via TLS protocol ensures secure data transfer in both directions, i.e. writing and reading



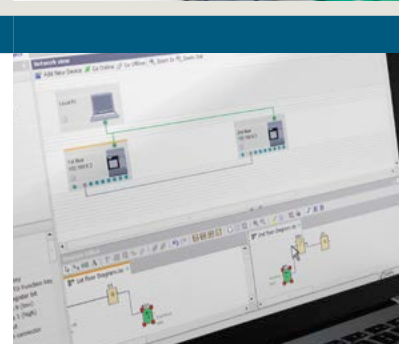
Text display

- LOGO! TDE with two Ethernet interfaces
- The Ethernet connection can bridge a distance of over ten meters between LOGO! TDE and LOGO! 8
- Large display with six lines and 20 characters per line for informative messages in plaintext
- As with the LOGO! display, the TDE offers selectable white, orange, and red backlighting for optical highlighting



Software quite simple – LOGO! Soft Comfort

- Familiar, easy operation in single mode and incredibly simple configuration in network mode
- Three programs can be displayed side-by-side; drag and drop can be used to easily drag signals from one program to another
- Smooth migration of programs from previous versions
- LOGO! Access Tool for direct transfer of process values into an Excel table during operation
- LOGO! Web Editor (LWE) for the design of application specific webpages (without HTML knowledge)



The module for building automation with KNX

- With the LOGO! CMK2000 communication module, the LOGO! 8 can be implemented as an intelligent controller in the KNX system
- LOGO! is easy to connect to CMK2000 via Ethernet, which means the complete LOGO! hardware configuration can be used for KNX
- Up to 50 communication objects can be configured via KNX, independent of the input and output points – meaning more flexibility for your project
- Autonomous processing of user programs, independent of KNX, evaluation of KNX and industrial sensors and control of KNX actuators
- Time and date synchronization as master or slave in networked systems



Published by
Siemens AG 2021

Digital Industries
Factory Automation
P.O. Box 48 48
90026 Nuremberg, Germany
Article No. DIFA-B10075-00-7600
Dispo 06307

Subject to changes and errors.
The information given in this document only contains general descriptions and/or performance features which may not always specifically reflect those described, or which may undergo modification in the course of further development of the products. The requested performance features are binding only when they are expressly agreed upon in the concluded contract.

Siemens provides automation and drive products with industrial security functions that support the secure operation of plants or machines. They are an important component in a holistic industrial security concept. With this in mind, our products undergo continuous development. We therefore recommend that you keep yourself informed about updates and upgrades for our products and always use the latest version of each product.

You can find information on this at:
<http://support.automation.siemens.com>.
You can register for a product-specific newsletter here.

To ensure the secure operation of a plant or machine it is also necessary to take suitable preventive action (e.g. cell protection concept) and to integrate the automation and drive components into a state-of-the-art holistic industrial security concept for the entire plant or machine.

Products used from other manufacturers should also be taken into account here.

You can find additional information under:
www.siemens.com/industrialsecurity

Follow us on:
twitter.com/siemensindustry
youtube.com/siemens

Discover LOGO! 8

- LOGO! 8 demo software
- LOGO! 8 web-based training
- LOGO! application examples

Find out more:
siemens.com/logo